



DATA Act

BETTER DATA. BETTER DECISIONS.
BETTER GOVERNMENT.

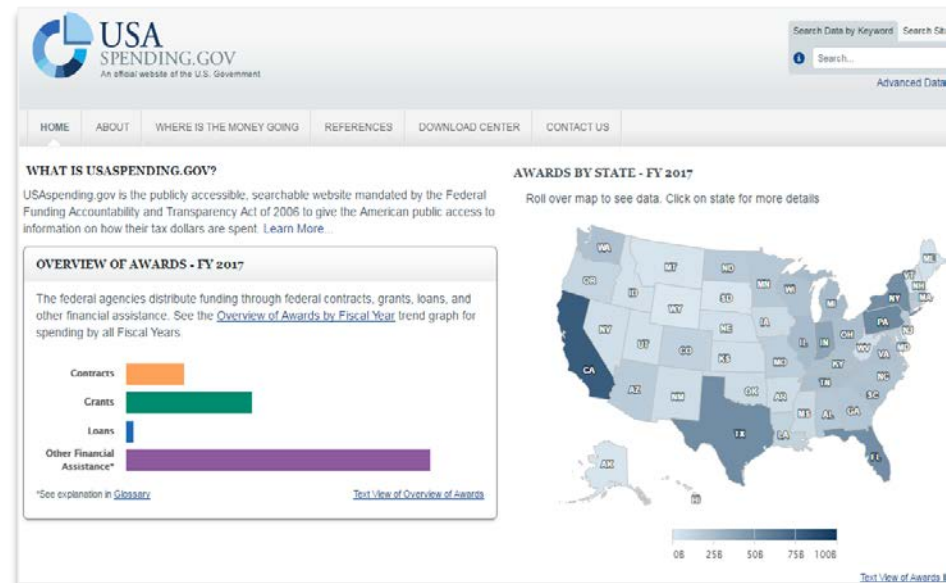
DATA Act

An Overview of Treasury's Implementation

USAspending.gov Background



- ▶ Federal Funding Accountability and Transparency Act of 2006 required OMB to establish USAspending.gov by 2007.
- ▶ Publish data for federal awards including contracts, grants, other federal financial assistance.
- ▶ Treasury assumed program ownership of USAspending.gov in 2014 from General Services Administration (GSA) and refreshed the USAspending.gov site in March 2015.



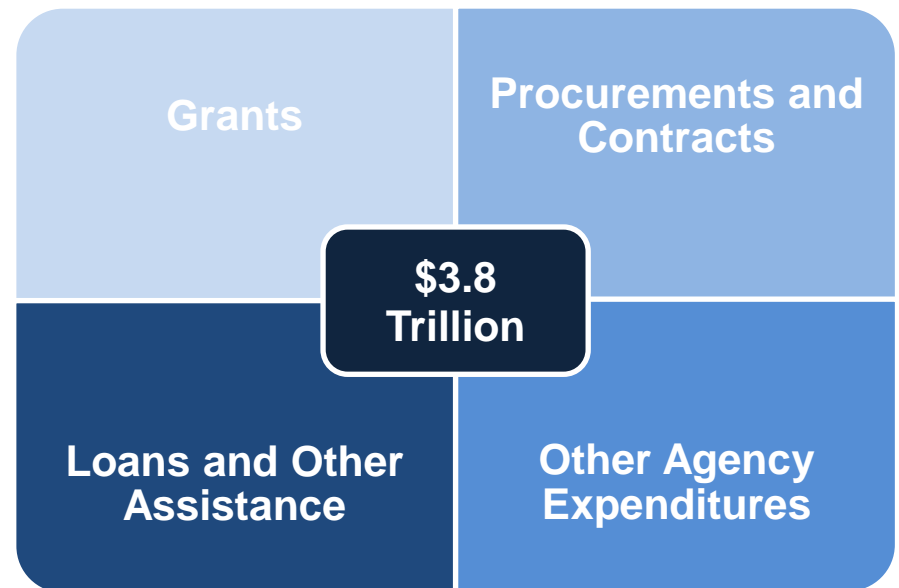
Overview

Goal

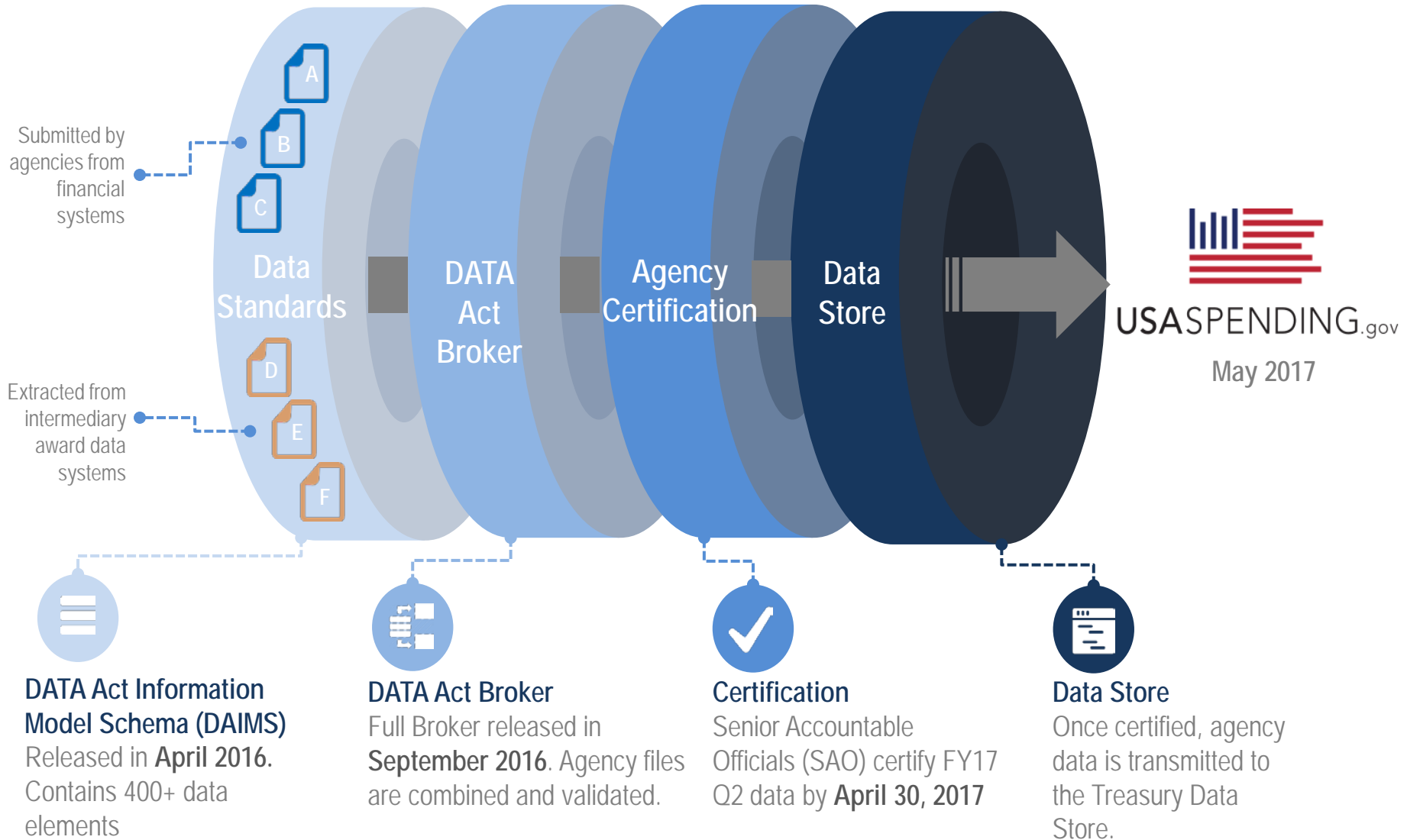
Track \$3.8 trillion dollars in annual spending on a quarterly basis and link data from the budget, accounting, procurement and financial assistance databases into one common format that allows for comparability across government.

Challenge

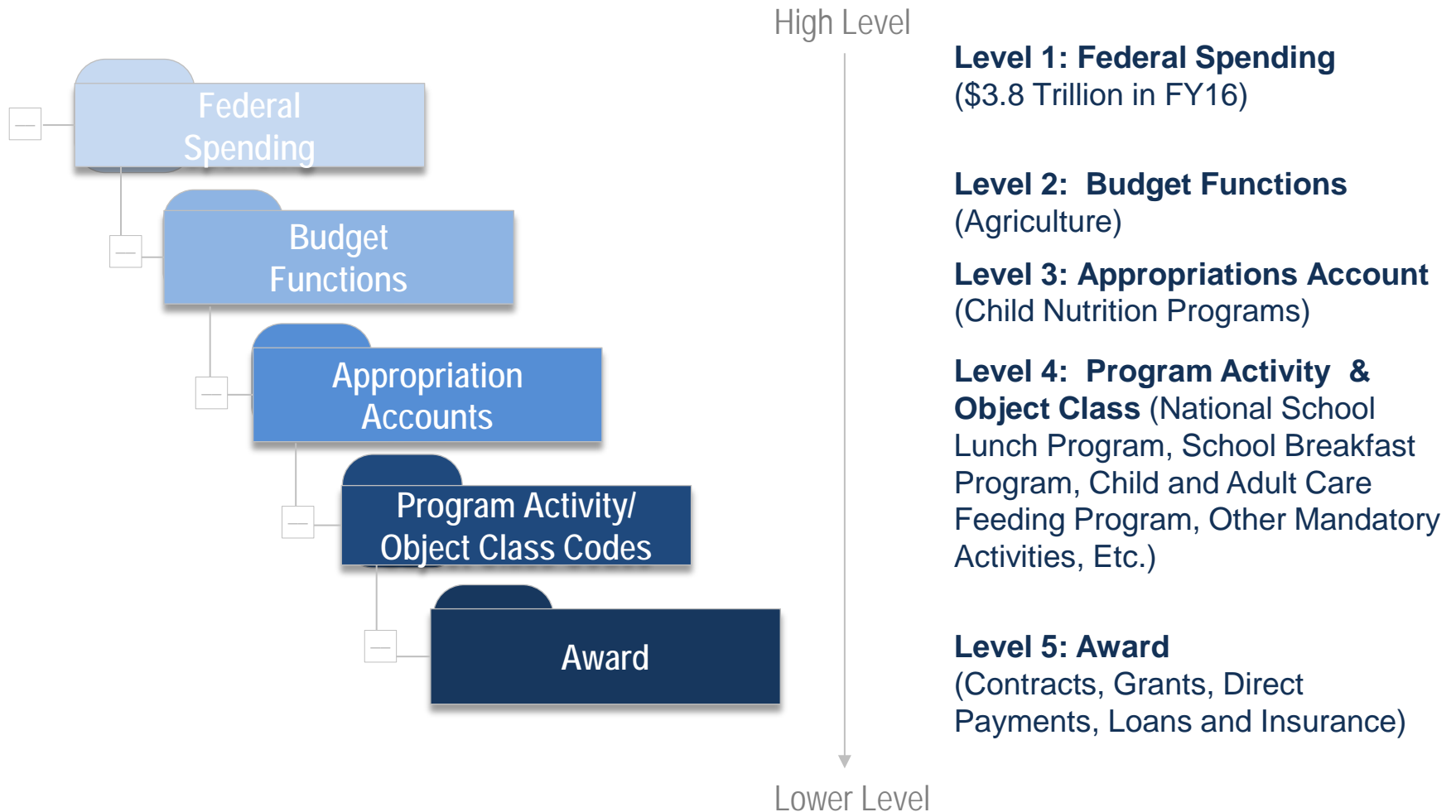
Challenge: Collect, store and display more than 400 data elements from over 100 federal agencies.



DATA Act Reporting Process Flow




Spending Data Hierarchy



Innovative and Open Implementation Approach

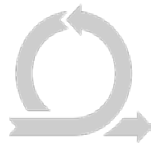


Data-Centric Extraction



Map data standards to existing systems to reduce burden and minimize costs across government

Agile Technology Development




Built systems and data standards in 2-week sprints to reduce risk and improve outcomes.

Open Source Code



Released all software code to the public and agencies for reuse.

User-Centered Research



Conducted research to inform the development of the new website with real-time collaboration with users.

DATA Act Benefits



- ▶ Goal: *Better Data, Better Decisions, Better Government*
- ▶ DATA Act Information Model Schema (DAIMS) provides a foundation for linking financial data to other data sets to improve outcomes and identify savings.

Link to Management Data

Performance

Information Technology

Human Resources

Link to Outcome Data

State and local

Economic

Support evidence-based analysis

- ▶ Financial data use by private sector to generate economic value

Beta.USAspending.gov Demo

Homepage



In 2016, the U.S. government spent **\$3.85 Trillion Dollars**

How was that money used? We have the answers.

[See the Breakdown.](#)



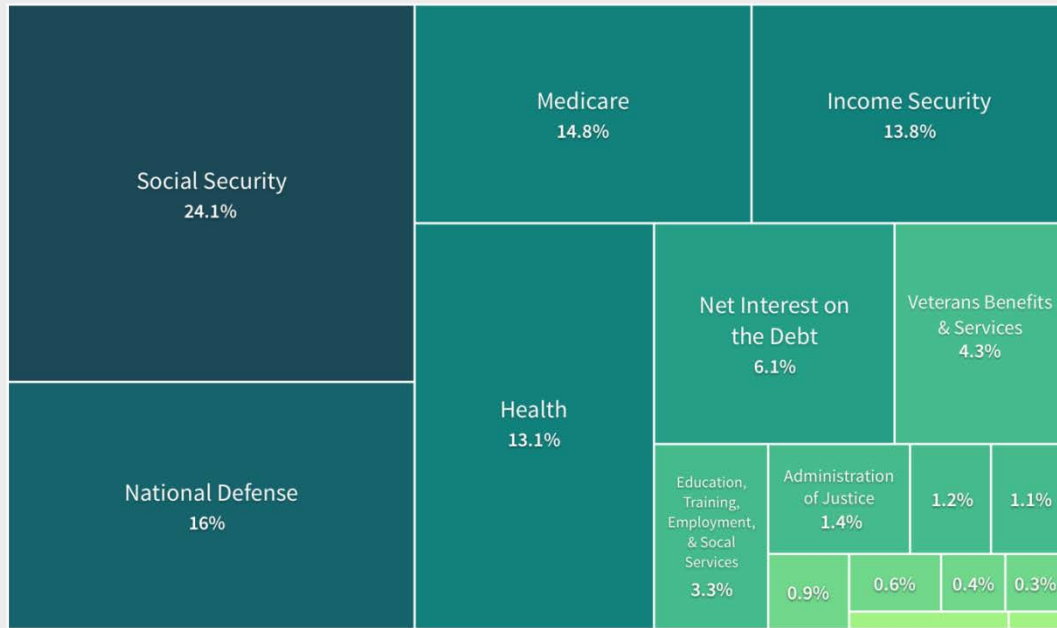
[Begin Your Search.](#)



Homepage (Continued)

To track and manage the spending, the United States Government breaks down the budget into **19 categories** called

BUDGET FUNCTIONS



3 of the 19 total budget functions, accounted for about 1/2 of total spending. Social Security, National Defense, and Medicare.

Hover over each block to learn more about Spending by Budget Function in 2016.



Federal Account Summary Page



Federal Account Summary

Federal Account Symbol:
012-3539

Child Nutrition Programs, Food and Nutrition Service, Agriculture

Account Description

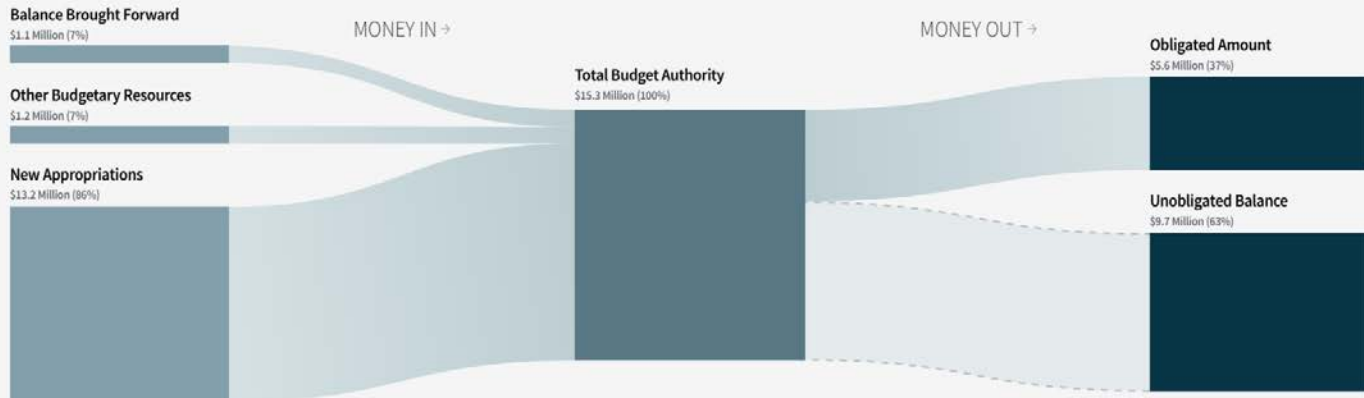
The Child Nutrition Programs provide reimbursement to State agencies for cash and commodity meal subsidies through the National School Lunch Program (NSLP), School Breakfast Program (SBP), Special Milk... [More](#)

Fiscal Year Summary

For this current fiscal year, this agency has been given authority to spend \$15.3M out of this federal account. They carried over a balance of \$1.1M from last year, were given \$8M in new appropriations, and have authority to use \$1.2M of other budgetary resource

To date, 37% (\$5.6M) of the total \$15.3M has been obligated.

Fiscal Year Snapshot



Federal Account Summary Page (Continued)



Program Activity

- 0091 - Above 185 of poverty
- 0002 - 130-185 of poverty
- 0003 - Below 130 of poverty
- 0101 - Above 185 of poverty
- 0102 - 130-185 of poverty
- 0103 - Below 130 of poverty
- 0201 - Above 185 of poverty
- 0202 - 130-185 of poverty
- 0203 - Below 130 of poverty
- 0301 - Summer Food Service Program

[See 19 more](#)

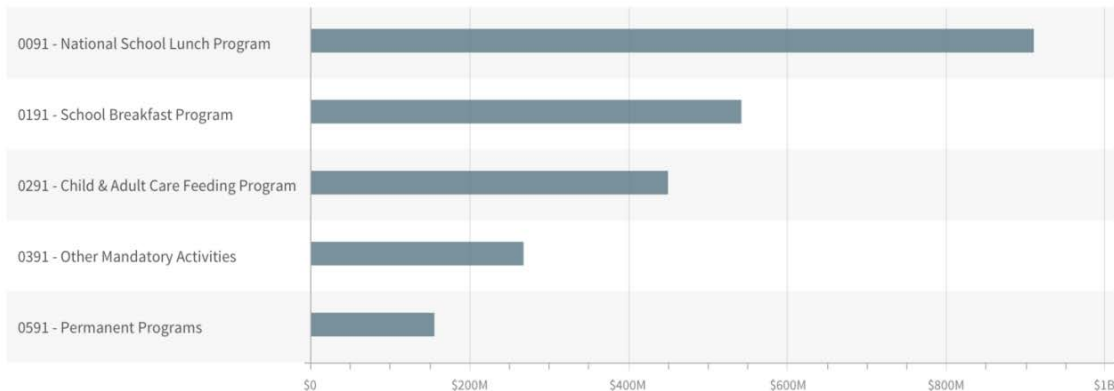
Treasury Account Symbol (TAS)

Spending by Category



Lorem ipsum dolor sit amet, consectetur adipiscing elit. Fusce aliquam pulvinar turpis in feugiat. Nullam lectus nisl, commodo eu lobortis.

PROGRAM ACTIVITY OBJECT CLASS TREASURY ACCOUNT SYMBOL (TAS)



< Show previous five Show next five >

Spending by Award

Contracts 200 Grants 320 Direct Payments 28 Loans 621 Insurance 17

74 Hidden Columns

Award ID	Recipient Name	Start Date	End Date	Award Amount	Award Type
P063P101243	VIRGINIA DEPARTMENT OF EDUCATION	3/23/2010	8/31/2016	\$121,441,429	Project Grant
P063P121243	FAIRFAX COUNTY PUBLIC SCHOOLS	3/14/2011	4/17/2016	\$88,609,696	Project Grant